

Your Logo / Info Here

Project Information


Fixture Type: _____

Project Name: _____

Location: _____

LG-9001

3" Nonadjustable Downlight LED



Technical Info	
MODULE	CL2-9W
WATTAGE	9W
CRI	95
BEAM SPREAD	38
CLASS	CLASS 2
POWER SUPPLY	CONSTANT CURRENT
VOLTAGE	36VDC
CURRENT	250MA
COLOR TEMP	27K/30K/35K
IC /AIRTIGHT/PLENUM	YES
LUMENS	750
DIMMING OPTIONS	0-10/ELV/TRAIC
LED TYPE	CREE
REMOTE DRIVER	NOT INCLUDED

Product Description

The Harmony LED Plaster Recessed Light

Revolutionary Plaster light fixture, which allows a true seamless and trimless installation. The fixtures are paintable using standard paint and paint colors.

LED Lighting Engine High performance, low power LEDs provide outstanding reliability, performance and color quality/consistency 2700k, 3000k, 3500k, color temperatures available with 90+ CRI.

- Fixtures are offered with a choice of spot, narrow flood or flood beam pattern
- Life Rated for 30,000 hours at 70% lumen maintenance
- All testing reports are based on published industry procedures

Product Features

- Revolutionary flush mounted trimless & seamless design which offers consistent aesthetics
- Made out of Plaster materials
- Our plaster fixture can be painted fast and easy by simply using your standard paint colors.
- Energy efficient LED light engines
- Versatile field changeable optics
- Dimmable with a variety of commonly used drivers
- Fixtures can be used with all Smart House Systems such as Lutron, Vantage, Control4, Crestron and others
- Easy installation for new construction and remodel applications
- IC Rated UL approved fixtures / Airtight / Plenum
- Environmentally Friendly Materials
- Damp location and Air tight Rated

Your Logo / Info Here

Project Information

Fixture Type: _____

Project Name: _____

Location: _____

LG-9001

3" Nonadjustable Downlight LED


Optional Lenses & Diffusers



Frosted



Soft Focus




Honeycomb White



Linear Spread



Prismatic



Honeycomb Black

Lens Holder



Flat Black or White

Optional Optics



24° Light Beam Insert



60° Light Beam Insert

Ordering Guide

LG-9001 - [] - [] - [] - [] - **38°** - []

* Standard Items

Lamp Module	Lens Holder	Holder Color	Temperature	Beam Spread	Dimming Options
Select Desired Lamp Module CL2-9W	Indicate Lens Holder Selection FL= Flat	Select Desired Lamp Color WH= White* BL= Black	Select Desired Temperature Color 27K= 2700K 30K= 3000K* 35K= 3500K	Standard Beam Spread Angle 38°*	(all remote) Traiac/ELV Eco-PEQ0E 0-10 Dali

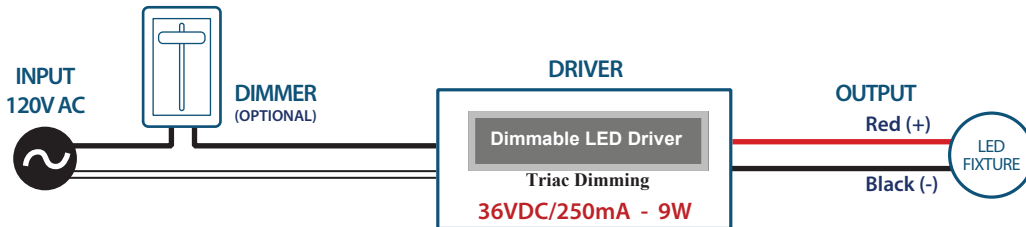
Additional Option **PEQ0E | PEQ0 | 100% – 0.1%**
For remote driver only Hi-lume Premier 0.1% EcoSystem LED driver with Soft-on, Fade-to-Black dimming technology

Additional Accessories

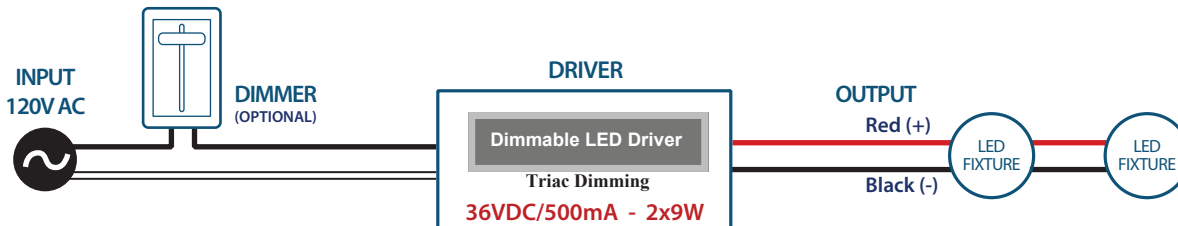
OPTIONS

Optional Lens	Light Diffuser	Optional Optics
Indicate desired optional lens	Indicate desired optional light diffuser/modifier	Indicate desired optics replacement angle beam
FR= Frosted	HWH= Honeycomb White	24°
PR= Prismatic	HBL= Honeycomb Black	60°
LS= Linear Spread		
SF= Soft Focus		

Single Fixture Wiring



Two Fixtures Wiring



Nine Fixtures Wiring

